


Mechanical pressure switches standard

S4120, S4130, S4210, S4220, S4420

**1 NC, NO or changeover contact
for positive and negative gauge pressure**



Special features

Stay on the safe side with this switch. It is extremely versatile and can be used for the most diverse requirements. The attractively priced model with quick connectors has been specially designed for use in the inside of equipment. The model with DIN plug connectors is available for open installation in machines. The high-quality design of the pressure switch ensures long-life

Areas of application

The pressure switch can be used universally in machine and plant construction.

Product features

Diaphragm and piston type pressure switches featuring the standard design are available off-the-shelf as break contacts, make contacts or changeover contacts, in a steel housing with a G 1/4 pressure connection. Other materials and pressure connections are possible on request. An adjustment screw makes it easy to adjust the switching point on-site. Gold-plated contacts are also available as an option for small switching currents.

Adjustment ranges

adjustment ranges	max. working pressure	overload limit	burst pressure	S4130			S4120	NC
				S4130			S4120	NO
				S4220	S4420	S4210		SPDT
pressure				positive gauge pressure	negative gauge pressure	positive gauge pressure		
-0,8... -0,02	-0,8... 0	-0,8	2		M			
0,3... 2	0... 2	2	10	M				
0,2... 2,5	0... 25	25	55			M	M	
1... 10	0... 10	10	20	M				
1... 12	0... 25	25	55			M	M	
1... 12	0... 300	300	900				K	
5... 50	0... 200	200	900			K	M	
5... 50	0... 300	300	900				K	
10... 70	0... 70	70	120	K				
10... 100	0... 300	300	900			K	K	
20... 200	0... 300	300	900			K	K	
50... 200	0... 200	200	300	K				
50... 400	0... 500	500	1230			K		
50... 400	0... 600	600	1230				K	

M: diaphragm K: piston type

Model no.: S4130, S4220, S4420, S4210, S4120

Technical data

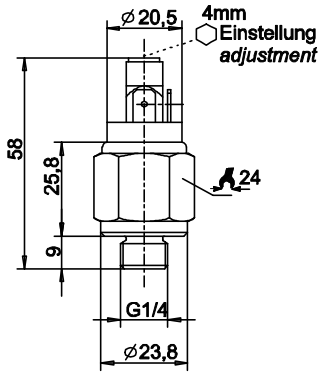
Switch function	Model no.				options
	S4130			S4120	
NC	S4130			S4120	
NO	S4130			S4120	
SPDT		S4220	S4420	S4210	
execution	diaphragm, from 10... 70 bar piston		diaphragm	diaphragm, from 5... 50 bar piston	
pressure	positive gauge pressure		negative gauge pressure	positive gauge pressure	
process connection	G 1/4 B		G 1/8 B	G 1/4 B	other threads
measuring principle	spring loaded diaphragm or piston				
material	NBR-diaphragm brass piston with PUR- seal		NBR diaphragm	NBR diaphragm steel piston with NBR- seal zinc plated steel plastic	other materials
pressure port housing	zinc plated steel zinc plated steel contact insert plastic		brass brass contact insert plastic		other materials
load cycles	1 mio.				
switch outputs	1 silver plated contacts		1 micro switch with silver plated contacts in site with adj. screw	1 silver plated contacts in site with adj. screw	gold plated contacts factory settings
adjustment	in site with adjustment screw				
hysteresis	15... 20%		15... 25%	10... 20%	
power rating	2 A 0,5 A ¹⁾		1 A 0,15 A	1 A -	
DC up to 42 V up to 110 V			3 A 3 A 0,5 A	2 A -	
AC up to 42 V up to 125 V up to 250 V	5 A ¹⁾ 5 A ¹⁾				
repeatability	5 %		4%	5 %	
temperature ranges	-25... +85°C			-20... +80°C	
storage	-25... +85°C			-20... +80°C	
media	-25... +85°C			-20... +80°C	
ambient					
electrical connection	spade terminals 2x6,3x0,8	spade terminals 3x6,3x0,8	right angle plug acc. DIN EN 175301-803	spade terminals 2x6,3x0,8	
protection class	IP 65, connector IP 00		IP 65	IP 65, connector IP 00	
weight	approx. 0.1 kg	approx. 0.12 kg	approx. 0.1 kg	approx. 0.06 kg	

¹⁾ for voltages > 42 regulation for protective means have to be regarded!

Dimensions

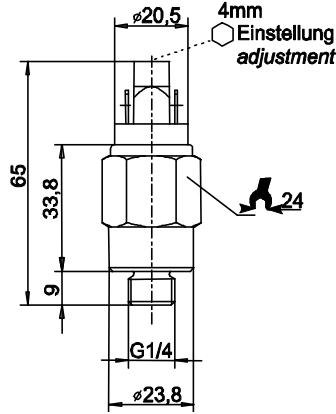
Model S4130 / S4220

diaphragm



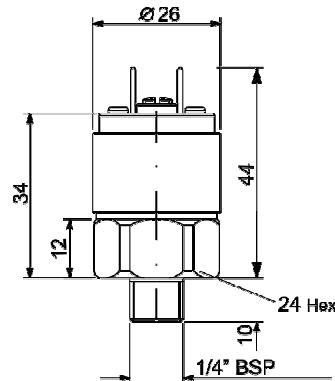
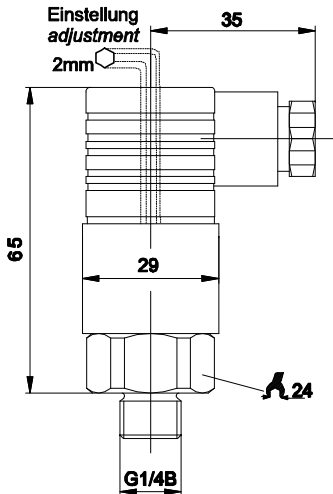
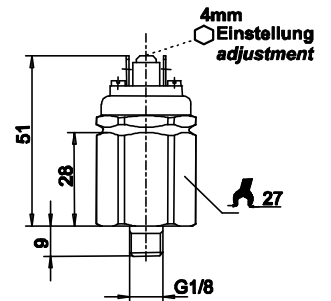
Model no. S4210

piston type from 10...70 bar



Model S4120

Model S4420



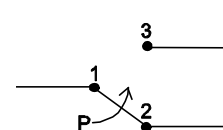
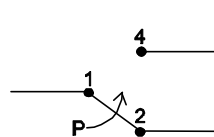
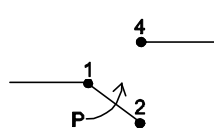
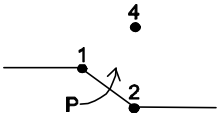
Electrical connection switching function

NC S4130/ S4120

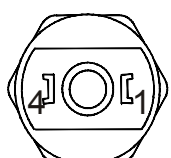
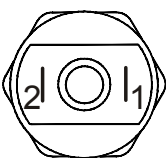
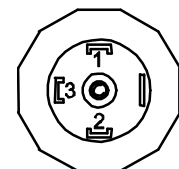
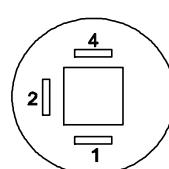
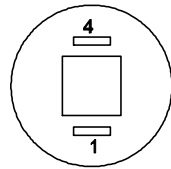
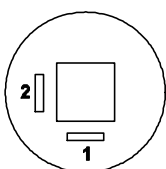
NO S4130/S4120

changeover contact S4220/S4420

changeover contact S4210



Connecting terminals



Subject to technical alterations